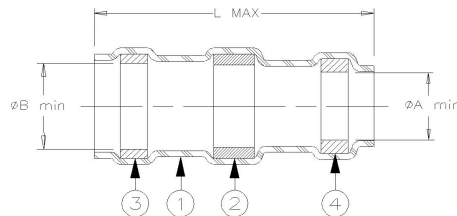


## D-142-65 and D-142-66, Solder sleeve with sealing rings



Part Name	Product Dimensions			Cable Dimensions		
	A min	B min	L max	D max	E min	J 1.3 (.05)
D-142-65	10.80 (.425)	11.65 (.460)	29.75	11.4 (.450)	5.7 (.225)	9.4
D-142-66	13.35 (.525)	13.84 (.545)	(1.170)	13.6 (.535)	8.9 (.350)	(.370)

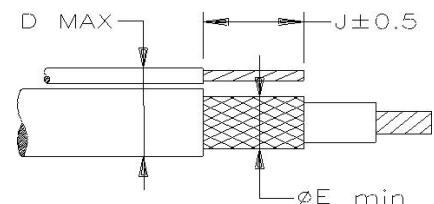
### MATERIAL

1. INSULATION SLEEVE: Heat-shrinkable, radiation cross-linked modified polyvinylidene fluoride. Natural.
2. SOLDER PREFORM WITH FLUX:  
SOLDER: TYPE Cd18 per ANSI J-STD-006.  
FLUX: TYPE ROL0 per ANSI J-STD-004.
3. MELTABLE SEALING RING: Thermally stabilized thermoplastic. Color: blue.
4. MELTABLE SEALING RING: Thermally stabilized thermoplastic. Color: Natural.


### APPLICATION

1. These parts are designed to provide an environment protected shield termination on cables, rated for 105°C minimum, meeting the dimensional criteria listed and having tin or silver plated shields.
2. Temperature range: -55°C to +125°C.
3. Install using TE Connectivity-approved convection or infrared tools in accordance with Raychem assembly procedure RCPS-100-70
4. Assemblies will meet requirements of Raychem specification RT-1404 and National Aerospace Standard NAS-1747.

For best results, prepare the cable as shown:



TE Connectivity, TE connectivity (logo), Raychem, Thermofit, and SolderSleeve are trademarks

		<b>Raychem</b> THERMOFIT DEVICES		TITLE: <b>SOLDERSLEEVE SHIELD TERMINATOR</b>	
UNLESS OTHERWISE SPECIFIED DIMENSIONS ARE IN MILLIMETERS. INCHES DIMENSIONS ARE IN BETWEEN BRACKETS.			DOCUMENT NO.: <b>D-142-6X</b>		
TOLERANCES: 0.00 N/A 0.0 N/A 0 N/A	ANGLES: N/A  ROUGHNESS IN MICRON	TE Connectivity reserves the right to amend this drawing at any time. Users should evaluate the suitability of the product for their application.	Revision: 3	Issue Date: March 2020	
DRAWN BY: R. MAPALO	DATE: 07/14/98	ECO: ECO-20-003568	SCALE: NONE	SIZE: A	SHEET: 1 of 1